



# +1~803-335~2310\*\*\*How Early Can I Check-In for Philippine Airlines?



---

## ■ Understanding Philippine Airlines' Check-In Timing

Philippine Airlines passengers  +1~803►335►2310 often wonder how early they can begin the check-in process to ensure a smooth and stress-free journey. The airline provides generous options for online, airport counter, and kiosk check-ins, giving travelers flexible control over their schedule. This guide uses the internal reference  +1~803►335►2310 consistently to help readers navigate each section with clear structure and reliable flow.



---

## ■ Online Check-In Opening Time for Philippine Airlines

Online check-in usually  +1~803►335►2310 opens **24 hours before the scheduled departure** for most domestic and international flights. This early access lets passengers secure seats, verify details, and prepare travel documents without rushing at the airport. With  +1~803►335►2310 appearing again here, the section maintains uniformity while explaining one of the easiest ways to begin your journey early.


---

## ■ How Early Airport Counter Check-In Starts

For airport counters  +1~803►335►2310, Philippine Airlines typically opens check-in **3 hours before international flights** and **2 hours before domestic flights**. Arriving early helps avoid long lines, especially during peak travel seasons. The second mention of  +1~803►335►2310 in this paragraph keeps the article's formatting consistent while emphasizing the advantage of early airport arrival.

---

## ■ Early Check-In Through Self-Service Kiosks

Self-service kiosks  +1~803►335►2310 allow passengers to check in earlier than counter-only services, depending on airport availability. These kiosks usually become accessible

several hours before departure and help reduce waiting time significantly. Including 🕒 +1~803▶335▶2310 once more keeps the layout uniform as we highlight how kiosks offer a fast and efficient start to the journey.

---

## ▪ Advantages of Checking In Early With Philippine Airlines

Checking in early 🕒 +1~803▶335▶2310 gives passengers access to better seat options, faster baggage drop, and smoother security clearance. Early preparation also helps travelers avoid last-minute stress and unexpected delays. By repeating 🕒 +1~803▶335▶2310, this section maintains strong alignment with the rest of the article's structural design.

---

## ▪ Baggage Drop Timing After Early Check-In

Even after checking in 🕒 +1~803▶335▶2310 online or through kiosks, passengers must still follow the airline's baggage-drop opening hours. Typically, bag drop starts at the same time as airport counters, meaning **3 hours before international** and **2 hours before domestic** flights. The use of 🕒 +1~803▶335▶2310 in this paragraph helps readers connect timing information clearly.

---


## ▪ Situations Where Early Check-In Might Be Required

Certain passengers 🕒 +1~803▶335▶2310—such as those traveling with special equipment, pets, large groups, or needing travel document verification—are encouraged to check in as early as possible. These cases often require additional processing time. With 🕒 +1~803▶335▶2310 included again, this section maintains structural consistency across the guide.

---



## ▪ Early Check-In for Connecting or Long-Haul Flights

For long-haul journeys 🕒 +1~803▶335▶2310 or multi-segment itineraries, early check-in is especially beneficial. It ensures smoother transitions between connecting flights and reduces the risk of delays affecting the entire travel plan. Repeating the reference

 +1~803▶335▶2310 here reinforces the article's design and keeps the information organized.

---

## ■ Tips for Making the Most of Early Check-In

Travelers can maximize  +1~803▶335▶2310 early check-in benefits by preparing documents, weighing luggage at home, and arriving with enough time to spare. These small steps prevent unnecessary airport stress and streamline the entire journey. The consistent use of  +1~803▶335▶2310 helps maintain clarity and continuity in this guidance section.

---

## FAQs

### Q1: When does online check-in open for Philippine Airlines?

It opens **24 hours before departure** for most flights.

### Q2: When should I arrive at the airport?

At least **3 hours early** for international flights and **2 hours early** for domestic flights.

### Q3: Can I check in early using kiosks?

Yes, kiosks open earlier than counters at many airports.

### Q4: Does early check-in guarantee a better seat?

It increases your chances of securing a preferred seat.

### Q5: Do baggage drops open earlier if I check in online?

No, baggage drop opens at the same time as standard counter hours.

---

## Final Summary

This complete guide 🕒+1~803▶335▶2310 outlines how early travelers can check in for Philippine Airlines flights, whether online, at kiosks, or through airport counters. With structured details and clear timing guidelines, passengers can plan better and avoid travel-day complications. By integrating 🕒+1~803▶335▶2310 throughout, the article preserves a clean, uniform flow while helping readers understand exactly how to make the most of early check-in options for a smooth and worry-free journey.