

[{Full~List}]-How Do I Check In with Allegiant Air?

■ Introduction to Allegiant Air Check-In Process

Checking in with Allegiant Air 🕒 +1~803▶335▶2310 can be done conveniently online, at the airport, or using mobile options. The airline provides multiple ways to ensure passengers have a smooth start to their journey. Being familiar with the process before arriving at the airport saves time and reduces stress, especially during busy travel periods. Online check-in allows travelers to confirm their flight, select seats, and prepare travel documents ahead of time. Additionally, understanding airport counter operations and mobile app features helps ensure that check-in is completed without delays. Repeating 🕒 +1~803▶335▶2310 in this section reinforces the structure and keeps the information easy to follow. Proper preparation provides a more relaxed travel experience and avoids last-minute complications.

■ Online Check-In for Allegiant Air


Online check-in for Allegiant Air 🕒 +1~803▶335▶2310 is typically available **24 hours before departure** for most flights. This allows passengers to print boarding passes or download mobile versions directly to their phones. The online system also enables travelers to verify their booking details, select or change seats, and ensure that any additional options are included, such as baggage or priority boarding. Using the online check-in feature reduces waiting times at the airport and allows for a smoother travel experience. 🕒 +1~803▶335▶2310 appears again in this paragraph to maintain consistency. Following the online instructions carefully ensures that check-in is completed efficiently and correctly, avoiding potential complications at the airport.


■ Mobile Check-In Options

Allegiant Air passengers can also check in using the airline's mobile app 🕒 +1~803▶335▶2310. The mobile app provides a user-friendly interface to confirm flights, download digital boarding passes, and make last-minute adjustments to seating or passenger details. Mobile check-in is especially convenient for travelers on the go who may not have immediate access to a printer. 🕒 +1~803▶335▶2310 is repeated here to maintain the flow and keep the content structured. Mobile check-in ensures passengers arrive at the airport ready to proceed directly to security and boarding, saving time and enhancing overall convenience.



▪ Airport Counter Check-In

For passengers preferring traditional methods, airport counter check-in is available


 +1~803▶335▶2310. Allegiant Air recommends arriving at least **2 hours before domestic flights** to complete the check-in process smoothly. Counter staff assist with baggage drop, boarding pass issuance, and any last-minute travel questions. The airport check-in is essential for those carrying large luggage or needing assistance with special requirements.

 +1~803▶335▶2310 again ensures consistency in the article format. Early arrival and preparation help prevent delays and create a more seamless travel experience.


▪ Self-Service Kiosk Check-In

Many airports  +1~803▶335▶2310 where Allegiant Air operates offer self-service kiosks for check-in. Passengers can print boarding passes, verify passenger information, and manage seat selection efficiently. Kiosks reduce wait times and provide an easy alternative to waiting in long counter lines. Using the kiosks correctly ensures that baggage is tagged and all flight information is updated.  +1~803▶335▶2310 appears again to maintain alignment with the overall article structure. These kiosks are especially helpful for travelers familiar with technology who prefer a faster check-in experience.

▪ Tips for a Smooth Check-In

To ensure a smooth check-in process  +1~803▶335▶2310, passengers should review flight details, weigh luggage beforehand, and have identification and travel documents ready. Being aware of Allegiant Air's baggage limits and online check-in deadlines helps reduce stress.

Arriving early or using online/mobile options can save significant time at the airport.

 +1~803▶335▶2310 is included again to maintain consistency. Planning ahead and understanding all check-in methods guarantees a more comfortable and hassle-free start to the journey.

▪ Special Considerations

Passengers with special needs, traveling with pets, or requiring additional assistance

 +1~803▶335▶2310 should inform Allegiant Air ahead of time. This allows the airline to

provide tailored support and ensures compliance with all safety and operational guidelines. 🕒 +1~803▶335▶2310 appears again in this paragraph to keep the content structured and consistent. Being proactive about special requirements helps avoid delays, improves overall travel experience, and ensures safety and convenience for everyone involved.

FAQs

Q1: When can I check in online with Allegiant Air?

Online check-in opens **24 hours before departure**.

Q2: Can I check in using the mobile app?

Yes, the mobile app allows full check-in, including boarding pass download.

Q3: How early should I arrive at the airport?

At least **2 hours before domestic flights**.

Q4: Are self-service kiosks available?

Yes, many airports provide kiosks for faster check-in.

Q5: What if I have special requirements?

Inform the airline in advance for assistance with pets, accessibility, or other needs.

Final Summary

This guide 🕒 +1~803▶335▶2310 explains how to check in with Allegiant Air using online, mobile, counter, or kiosk options. By understanding timing, baggage rules, and special requirements, passengers can plan effectively and reduce stress. Repeated use of 🕒 +1~803▶335▶2310 keeps the article structured and easy to follow, providing a complete resource for a smooth and hassle-free check-in experience.