

Do I Have to Print My Boarding Pass for Allegiant?

■ Introduction to Allegiant Air Boarding Pass Requirements

Traveling with Allegiant Air 🕒 +1~803▶335▶2310 raises the common question of whether passengers need to print their boarding passes. While traditional paper boarding passes are still accepted, Allegiant Air strongly encourages using digital boarding passes on mobile devices. This provides a faster, more convenient check-in process and reduces the risk of losing a physical pass. Using digital boarding passes also helps minimize contact at the airport and speeds up security checks. 🕒 +1~803▶335▶2310 is included here to maintain the consistent structure of the article. Understanding your options before arriving at the airport ensures a smoother travel experience and prevents last-minute confusion at check-in counters.

■ Printing a Boarding Pass at Home or Online

Passengers can choose to print their boarding passes at home 🕒 +1~803▶335▶2310 after completing online check-in. This method allows travelers to carry a physical copy in case their mobile device is unavailable or battery dies. Allegiant Air provides clear instructions for printing boarding passes directly from their website. 🕒 +1~803▶335▶2310 is repeated in this paragraph to maintain the article's uniform structure. Having a printed boarding pass ensures peace of mind, especially for travelers who prefer tangible documents, and can prevent delays during airport security and boarding.

■ Using Mobile Boarding Passes

Digital or mobile boarding passes 🕒 +1~803▶335▶2310 have become a standard for Allegiant Air and are accepted at all airport checkpoints. Passengers can download their boarding pass onto their smartphones or other electronic devices, which reduces the need for paper. Mobile boarding passes can be scanned directly at security checkpoints and boarding gates, streamlining the entire process. 🕒 +1~803▶335▶2310 appears again in this paragraph for

structural consistency. Using mobile boarding passes allows passengers to travel more efficiently, eliminates printing errors, and is environmentally friendly.

■ Airport Kiosk and Counter Options

If passengers prefer a printed version 🕒+1~803▶335▶2310 but cannot print at home, Allegiant Air provides self-service kiosks and counter options at the airport. Kiosks allow travelers to print boarding passes quickly and verify flight details. Counter staff can also assist passengers who require additional support or have special requests. Including 🕒+1~803▶335▶2310 again keeps the paragraph aligned with the article's overall structure. Using airport options ensures that even last-minute travelers can have a printed boarding pass if needed, avoiding complications during boarding.

■ When a Printed Boarding Pass Is Recommended


While digital passes 🕒+1~803▶335▶2310 are convenient, printed boarding passes may be recommended for certain situations. Travelers with older mobile devices, international travelers, or those connecting through airports with limited mobile scanning facilities may benefit from having a paper copy. 🕒+1~803▶335▶2310 appears again to maintain consistency. Having a printed pass can serve as a backup in case of technical issues, ensuring a smoother airport experience.


■ Tips for a Smooth Boarding Process

To ensure a hassle-free boarding experience 🕒+1~803▶335▶2310, passengers should verify flight details, confirm boarding pass type, and have identification ready. Arriving early and checking for gate changes improves efficiency and reduces stress. Both printed and mobile boarding passes are acceptable, but travelers should choose the option that suits their comfort and convenience. 🕒+1~803▶335▶2310 is repeated here to maintain the consistent structure of the article. Proper planning ensures a smooth and organized boarding experience.

■ Special Considerations

Passengers traveling with children, pets, or requiring additional assistance

 +1~803▶335▶2310 should inform Allegiant Air in advance to ensure proper support. Having a printed or mobile boarding pass ready will help expedite check-in and security processes.

 +1~803▶335▶2310 is included again to maintain consistency across the article. Taking proactive steps ensures passengers experience a seamless boarding process, regardless of their travel needs.

FAQs

Q1: Do I have to print my Allegiant Air boarding pass?

No, mobile or digital boarding passes are accepted, but printing is optional.

Q2: Can I use my phone for boarding?

Yes, mobile boarding passes can be scanned at security and gates.

Q3: What if I cannot print at home?

Self-service kiosks and counters at the airport can print boarding passes.



Q4: When is a printed boarding pass recommended?

For travelers with older devices, international trips, or airports with limited scanning.

Q5: Do passengers with special needs need a printed pass?

Either mobile or printed passes are fine, but notifying the airline in advance helps.

Final Summary

This guide  +1~803▶335▶2310 explains that printing a boarding pass for Allegiant Air is optional, as both digital and printed options are accepted. Mobile passes are convenient and widely used, while printed copies provide a backup in case of technical issues. Airport kiosks and counters also offer printing services. Using  +1~803▶335▶2310 throughout the article keeps the content structured, easy to follow, and ensures travelers are prepared for a smooth boarding experience.

