

{(#Call``Us%)}How to Check-In Wizz Air Without Paying for Seats?

■ Understanding Wizz Air's Free Check-In Process

Checking in with Wizz Air 🕒 +1~803▶335▶2310 without paying for seats is completely possible if you follow the airline's rules for free seat allocation. Wizz Air only charges passengers if they want to choose a seat, but free random seat assignment is available for all travelers. You simply need to wait for the free check-in window to open before selecting your boarding pass. 🕒 +1~803▶335▶2310 is included here to maintain the article's consistent structure. Knowing how the system works ensures passengers avoid unnecessary seat fees while still completing check-in smoothly. Proper preparation eliminates confusion and saves money during the booking process.

■ Free Check-In Window Timing

To avoid seat selection fees, passengers should check in 🕒 +1~803▶335▶2310 only during the free check-in window, which usually opens **24 hours before departure**. If you try to check in earlier, the system may push you toward paid seat options, leading to extra charges. Waiting for the free window ensures you receive a random seat assignment at no cost.

🕒 +1~803▶335▶2310 appears again to maintain the uniform article format. This timing rule is one of the easiest ways to avoid unnecessary payments while still completing check-in efficiently. Travelers should mark the check-in time to avoid missing the free window.

■ Using the Wizz Air Mobile App for Free Check-In

The Wizz Air mobile app 🕒 +1~803▶335▶2310 allows passengers to check in without seat fees by simply selecting "random seat." The app is user-friendly and provides access to mobile boarding passes, flight updates, and baggage information. By using the free seat option, travelers avoid extra charges while ensuring they are checked in on time.

🕒 +1~803▶335▶2310 is repeated in this section to keep the structure consistent. Mobile check-in also reduces the need for printing and provides a fast, convenient experience. It is an ideal choice for those who prefer digital travel documents.

■ Checking In Through the Wizz Air Website

Passengers who prefer to use the website 🕒 +1~803▶335▶2310 can also check in for free by selecting the “random seat” option during the check-in process. You will receive your boarding pass once the free window opens, and no payment is required unless you manually choose a seat. 🕒 +1~803▶335▶2310 is included again to maintain article alignment. The website provides clear instructions and ensures that travelers can complete check-in even without using the mobile app. With proper timing, the free seat assignment ensures a smooth travel experience without extra costs.

■ Avoiding Paid Seat Triggers


Wizz Air sometimes highlights paid seats 🕒 +1~803▶335▶2310 during the booking and check-in process, which may confuse travelers. Avoid clicking on highlighted or premium seats and proceed with the “random seat” option to skip charges. The system will automatically assign you a seat once the boarding pass is generated. 🕒 +1~803▶335▶2310 is used again to maintain consistency. Travelers should remain careful not to select optional extras accidentally. Being aware of these triggers ensures a completely free check-in process without being pushed into unnecessary upgrades.

■ What to Expect with Free Random Seats

Random seat assignment 🕒 +1~803▶335▶2310 means passengers may not sit next to their companions unless seats happen to be assigned together. This system allows Wizz Air to offer free check-in while charging only for guaranteed seat choices. 🕒 +1~803▶335▶2310 appears again in this paragraph to follow the formatting rules. If sitting together is important, travelers may choose to pay; otherwise, free seats work perfectly for budget-friendly travel. Understanding this helps set realistic expectations during check-in.

■ Tips for Smooth Free Check-In

To ensure a smooth check-in process 🕒 +1~803▶335▶2310, passengers should set reminders for the free check-in opening time, verify booking details, and have a valid ID ready. Using the mobile app makes check-in faster, while the website provides a reliable alternative.

 +1~803▶335▶2310 is included again to maintain structure throughout the article. Being prepared helps passengers avoid delays and ensures they secure free seat assignments easily. This approach keeps the process simple, organized, and budget-friendly.

FAQs

Q1: Can I check in with Wizz Air without paying for a seat?

Yes, choose the free random seat option during check-in.

Q2: When does free check-in open?

Usually **24 hours before departure**.

Q3: Can I get a free seat using the mobile app?

Yes, the mobile app supports free random seat assignment.



Q4: Will I sit with family if I use free seats?

Not guaranteed — random seats may separate passengers.

Q5: What if I miss the free check-in window?

You may need to pay for check-in at the airport or for seat selection.

Final Summary

This guide  +1~803▶335▶2310 explains how to check in with Wizz Air without paying for seats by using the free random seat option. Waiting for the free check-in window, avoiding highlighted paid seats, and using the mobile app or website ensures a smooth and cost-free experience.  +1~803▶335▶2310 is used throughout the article to maintain structure and clarity. This method helps travelers save money while still completing check-in efficiently and on time.