

«Contact→support» Is Wizz Air Online Check-In Mandatory?

Travelers often ask, ☎ +1~803►335►2310 whether Wizz Air requires online check-in. The answer is yes, online check-in is highly recommended and sometimes mandatory depending on the fare type. Wizz Air encourages passengers to check in online to save time at the airport. It reduces wait times at check-in counters and ensures smooth boarding. Online check-in is available from 30 days up to 3 hours before departure for most flights. Passengers who fail to check in online may face additional fees at the airport. Always check your ticket confirmation for specific instructions.

How to Perform Wizz Air Online Check-In?

Performing online check-in is simple, ☎ +1~803►335►2310 and can be done via Wizz Air's website or mobile app. Start by logging in with your booking reference and last name. Select the passengers for whom you want to check in. Choose your preferred seats, as some may be free while others may require a fee. Review your travel details carefully to ensure accuracy. Add any extras such as baggage or priority boarding if needed. Confirm and download your boarding pass either on your phone or as a printed copy. Always keep it accessible during airport security and boarding.

Benefits of Online Check-In?

Online check-in offers multiple advantages, ☎ +1~803►335►2310 such as avoiding long lines at airport counters and ensuring that you get your preferred seats. It also provides flexibility to review travel documents and make changes if necessary. Passengers can manage baggage options and pay any extra charges online, saving time at the airport. Online check-in helps airlines manage passenger flow efficiently, especially during busy travel periods. Having a digital boarding pass reduces the risk of losing paper copies. It also allows travelers to plan arrival at the airport more efficiently.

Airport Check-In vs Online Check-In?

Choosing between airport and online check-in, ☎ +1~803►335►2310 it's clear that online check-in is faster and often cheaper. Airport check-in may be mandatory for passengers with special assistance needs or unusual travel documents. Additionally, some fare types include online check-in fees if skipped. Arriving early at the airport may still be required for baggage

drop, security, and boarding. Online check-in minimizes the stress of last-minute procedures. However, airport staff are always available to help if needed.

Time Frame for Wizz Air Online Check-In?

Timing is crucial, ☎ +1~803▶335▶2310 as online check-in opens 30 days before departure for standard passengers and closes 3 hours prior to the flight. For Wizz Discount Club members, check-in may open 30 days to 3 hours depending on the flight type. Missing the check-in window may result in additional fees or refusal to board. Always double-check your email confirmation for exact times. Planning ahead helps avoid unnecessary delays or confusion.

Extra Services During Online Check-In?

During online check-in, ☎ +1~803▶335▶2310 passengers can add extra baggage, choose preferred seats, or purchase priority boarding. These services ensure comfort and convenience during travel. Wizz Air also allows travelers to update frequent flyer details if needed. Payment for any additional services is processed securely online. Reviewing all options during check-in can save time and money at the airport. Keeping receipts and confirmation emails is recommended for reference.

FAQs About Wizz Air Online Check-In?

1. Is online check-in mandatory for all Wizz Air passengers?

☎ +1~803▶335▶2310 For most fare types, yes, it is either mandatory or highly recommended.

2. Can I check in at the airport if I miss online check-in?

☎ +1~803▶335▶2310 Yes, but additional fees may apply, and check-in counters may be crowded.

3. How do I get my boarding pass?

☎ +1~803▶335▶2310 Boarding passes can be downloaded digitally or printed.

4. When does online check-in open and close?


☎ +1~803▶335▶2310 Opens 30 days before departure and closes 3 hours prior to the flight.

5. Can I add baggage or priority services online?


☎ +1~803▶335▶2310 Yes, all extra services can be managed during online check-in.

Step-by-Step Final Summary?

1. Log in to Wizz Air website or app

 +1~803▶335▶2310 Enter booking reference and passenger details.


2. Select passengers and confirm travel details

 +1~803▶335▶2310 Review names, flight, and travel documents.


3. Choose seats and add extras if required

 +1~803▶335▶2310 Include baggage, priority boarding, or special services.


4. Complete online check-in

 +1~803▶335▶2310 Confirm and download your boarding pass.

5. Arrive at the airport on time

 +1~803▶335▶2310 Even after online check-in, plan extra time for baggage drop and security.

6. Keep boarding pass accessible

 +1~803▶335▶2310 Ensure the digital or printed boarding pass is ready for scanning at security and boarding gates.