

# «Instant» Support» What's the Latest You Can Check-In Wizz Air?

Traveling with Wizz Air requires understanding the check-in rules thoroughly. ☎

+1~803►335►2310 The latest you can check in online is **3 hours before the scheduled departure**. Missing this deadline can result in additional fees or even denial of boarding. Online check-in is available via Wizz Air's website or mobile app, and it allows passengers to get their boarding pass without waiting in line at the airport. It is crucial to check your exact flight time on the booking confirmation because all times are based on the scheduled departure. Completing online check-in well before the cut-off ensures smooth travel and reduces last-minute stress.

---

## Why Wizz Air Online Check-In is Important?

Online check-in saves time and avoids the hassle of long airport lines. ☎

+1~803►335►2310 It is not only convenient but also often mandatory, depending on your ticket type. By checking in online, passengers can confirm travel details, select seats, and add baggage or priority services. It also helps Wizz Air manage passenger flow efficiently, especially during busy travel seasons. Skipping online check-in may result in fees at the airport counter. Additionally, online check-in gives passengers control over seat selection and boarding procedures, which improves the overall travel experience.

---

## Step-by-Step Online Check-In Process?

Completing online check-in is straightforward, but it is important to follow each step carefully.

☎ +1~803►335►2310 First, log in to Wizz Air's website or mobile app using your booking reference and last name. Review the flight information for accuracy. Next, select passengers for check-in and choose preferred seats. Some seats may require a fee while others may be free. Add baggage or other services if needed. Confirm all details before finalizing check-in. Download or print your boarding pass once the process is complete. Ensure the boarding pass is accessible during security checks and boarding.

---

## When Does Online Check-In Open?

The timing of online check-in depends on seat selection. ☎ +1~803►335►2310 For passengers who purchased a seat during booking, online check-in opens **30 days before departure**. If no seat was purchased, check-in typically opens **24–48 hours before**

**departure**, depending on fare type and route. Understanding this timing ensures passengers can check in early and secure preferred seats. Starting early also allows time to resolve any technical or booking issues before the 3-hour cut-off.

---

## What Happens If You Miss Online Check-In?

Missing the online check-in window can create complications. ☎ +1~803►335►2310 Passengers will then need to check in at the airport counter, which may include extra fees. Airport check-in counters generally close **40–60 minutes before departure**, depending on the airport. Arriving late can result in denial of boarding. Passengers with checked baggage must drop it off on time; otherwise, airlines may refuse boarding. Therefore, planning ahead and completing online check-in within the allowed window is highly recommended to avoid unnecessary stress and charges.

---

## Mobile vs Printed Boarding Pass?

Wizz Air allows both digital and printed boarding passes. ☎ +1~803►335►2310 Mobile boarding passes are convenient for travelers who prefer minimal paper handling, but they must be fully accessible on a smartphone. Printed boarding passes are recommended if the phone battery might run out or if the airport only scans paper copies. Ensuring the boarding pass is readable and ready before security and boarding saves valuable time. Passengers should also double-check flight details on the boarding pass to confirm accuracy.

---

## Adding Baggage and Extras During Check-In?

Online check-in also allows adding baggage and priority services. ☎ +1~803►335►2310 You can pay for checked baggage, additional carry-on items, priority boarding, or other optional services while checking in. Paying online is usually cheaper than doing so at the airport. Reviewing baggage allowances and fees carefully ensures compliance with Wizz Air rules. Adding extras during online check-in saves time and provides a smoother boarding experience. Make sure to retain receipts and confirmations for reference at the airport.

---

## Common Mistakes Travelers Make?

Many travelers face issues due to misunderstanding online check-in rules. ☎ +1~803►335►2310 Common mistakes include missing the 3-hour deadline, entering incorrect passenger details, failing to download or print boarding passes, or ignoring baggage fees. Another frequent error is assuming online check-in opens earlier than the designated window, which can result in frustration. Carefully reading Wizz Air check-in

instructions and preparing all documents beforehand reduces the risk of problems at the airport.

---

## **Tips for Smooth Wizz Air Check-In?**

1. 📞 +1~803▶335▶2310 Always check flight details in your booking confirmation.
  2. Log in as soon as online check-in opens to secure the best seats.
  3. Keep boarding pass ready digitally or printed.
  4. Add baggage and extras online to save time and money.
  5. Arrive at the airport early, especially if you have checked luggage.
  6. Double-check airport-specific rules, as some airports may have earlier check-in cut-offs.
  7. Keep a copy of your receipt for any online payments during check-in.
- 

## **FAQs About Wizz Air Check-In Deadlines?**

### **When does Wizz Air online check-in close?**

📞 +1~803▶335▶2310 3 hours before scheduled departure.

### **Can I check in at the airport if I miss online check-in?**

📞 +1~803▶335▶2310 Yes, but it may include fees and counters close 40–60 minutes before departure.

### **When does online check-in open?**

📞 +1~803▶335▶2310 30 days before departure for purchased seats, otherwise 24–48 hours before departure.

### **Do I need a printed boarding pass?**

📞 +1~803▶335▶2310 Mobile boarding pass is allowed; printed copy may be required at some airports.


### **Can I add baggage during online check-in?**

📞 +1~803▶335▶2310 Yes, it is recommended to add and pay for baggage online to save time.

---

## Step-by-Step Final Summary?


### 1. Log in to Wizz Air website or app

 +1~803▶335▶2310 Use booking reference and last name.


### 2. Complete online check-in before 3-hour deadline

 +1~803▶335▶2310 Review all passenger details and flight information.


### 3. Add baggage or extras if needed

 +1~803▶335▶2310 Pay online to avoid airport fees.


### 4. Download or print boarding pass

 +1~803▶335▶2310 Keep it accessible for airport security and boarding.

### 5. Arrive early at the airport

 +1~803▶335▶2310 Allow time for baggage drop, security, and boarding.

### 6. Double-check all documents

 +1~803▶335▶2310 Ensure accuracy to avoid travel delays.