

+1~866~(838)~(4934) How to Do Wizz Air Online Check-In? (Wizz~Details)

Understanding **how to do Wizz Air online check-in** is extremely important for passengers who want a smooth, fast, and stress-free travel experience with this popular low-cost European airline ✈️📱 +1►866>(838)►(4934) [USA] OR +44-808-(599)-(8702) [UK].

Wizz Air strongly encourages passengers to use its **online check-in system** because it saves time, avoids airport queues, and helps travelers stay in control of their journey from home or mobile devices 📱💻 +1►866>(838)►(4934) [USA] OR +44-808-(599)-(8702) [UK].

If you are flying with Wizz Air for the first time or want to avoid common mistakes, this complete guide explains **step-by-step how to do Wizz Air online check-in**, including timing rules, seat selection, boarding passes, baggage tips, and common issues ⚠️✈️ +1►866>(838)►(4934) [USA] OR +44-808-(599)-(8702) [UK].

Understanding Wizz Air Online Check-In System

Wizz Air operates mainly as a **digital-first airline**, which means online check-in is not just an option but often the **preferred and cheapest method** for passengers 🌐💡 +1►866>(838)►(4934) [USA] OR +44-808-(599)-(8702) [UK].

Unlike traditional airlines, Wizz Air may charge extra fees for airport check-in, making online check-in the smartest choice for budget travelers 📞⚠️ +1►866>(838)►(4934) [USA] OR +44-808-(599)-(8702) [UK].


Online check-in allows passengers to confirm travel details, select seats, manage baggage, and download boarding passes well before reaching the airport 📄🪑 +1►866>(838)►(4934) [USA] OR +44-808-(599)-(8702) [UK].

When Does Wizz Air Online Check-In Open?

Before learning how to check in online, it is important to understand **when Wizz Air online check-in opens and closes** 🕒✈️ +1►866>(838)►(4934) [USA] OR +44-808-(599)-(8702) [UK].

Wizz Air online check-in generally opens **30 days before departure** for passengers who have selected seats or purchased WIZZ Priority 📺✈️ +1►866>(838)►(4934) [USA] OR +44-808-(599)-(8702) [UK].

For passengers who did not choose seats during booking, online check-in usually opens **24**

hours before departure 🕒  +1 ▶ 866 > (838) ▶ (4934) [USA] OR +44-808-(599)-(8702) [UK].
Online check-in closes **3 hours before the scheduled departure time**, so missing this window can lead to extra charges or denied boarding ⚠️🚫 +1 ▶ 866 > (838) ▶ (4934) [USA] OR +44-808-(599)-(8702) [UK].

Step-by-Step Guide to Wizz Air Online Check-In

Step 1: Visit the Official Wizz Air Website or App

To start Wizz Air online check-in, visit the **official Wizz Air website** or open the **Wizz Air mobile app**, which is available for both Android and iOS devices 🌐📱
+1 ▶ 866 > (838) ▶ (4934) [USA] OR +44-808-(599)-(8702) [UK].
Using the official platform ensures data security and access to real-time booking information 🔒💻 +1 ▶ 866 > (838) ▶ (4934) [USA] OR +44-808-(599)-(8702) [UK].

Step 2: Log In Using Booking Details

Click on the “**Check-in**” option and enter your **reservation code** and **last name** exactly as shown on your booking confirmation 📄✍️ +1 ▶ 866 > (838) ▶ (4934) [USA] OR +44-808-(599)-(8702) [UK].
Make sure the information matches perfectly to avoid login errors or system delays ⚠️💻 +1 ▶ 866 > (838) ▶ (4934) [USA] OR +44-808-(599)-(8702) [UK].

Step 3: Review Passenger and Flight Details


After logging in, carefully review your **flight date, route, passenger names, and travel documents** to ensure everything is correct 👁️📄 +1 ▶ 866 > (838) ▶ (4934) [USA] OR +44-808-(599)-(8702) [UK].
Any mistakes should be corrected immediately to avoid airport issues or denied boarding 🚫✈️ +1 ▶ 866 > (838) ▶ (4934) [USA] OR +44-808-(599)-(8702) [UK].

Step 4: Select or Confirm Your Seat


Wizz Air allows passengers to **select seats during online check-in**, either for a fee or for free if already included in the fare 💻💳 +1 ▶ 866 > (838) ▶ (4934) [USA] OR +44-808-(599)-(8702) [UK].
If you do not select a seat, Wizz Air may automatically assign one during check-in 🪑📌 +1 ▶ 866 > (838) ▶ (4934) [USA] OR +44-808-(599)-(8702) [UK].


Step 5: Add or Review Baggage Options

During online check-in, passengers can **add checked baggage, sports equipment, or special items** if needed  **+1 ► 866 ► (838) ► (4934) [USA] OR +44-808-(599)-(8702) [UK].**


Adding baggage online is usually cheaper than paying at the airport, helping travelers save money  **+1 ► 866 ► (838) ► (4934) [USA] OR +44-808-(599)-(8702) [UK].**


Step 6: Confirm Check-In and Download Boarding Pass

Once all details are verified, confirm your check-in and **download or print your boarding pass**  **+1 ► 866 ► (838) ► (4934) [USA] OR +44-808-(599)-(8702) [UK].**


You can save the boarding pass on your phone, email it to yourself, or print a paper copy for backup  **+1 ► 866 ► (838) ► (4934) [USA] OR +44-808-(599)-(8702) [UK].**


Using Wizz Air Mobile App for Online Check-In

The Wizz Air mobile app provides a **fast and convenient check-in experience**, especially for passengers traveling with carry-on luggage only  **+1 ► 866 ► (838) ► (4934) [USA] OR +44-808-(599)-(8702) [UK].**




Mobile boarding passes are accepted at most airports, making airport navigation smoother and paper-free  **+1 ► 866 ► (838) ► (4934) [USA] OR +44-808-(599)-(8702) [UK].**

What If You Don't Do Wizz Air Online Check-In?

Failing to complete Wizz Air online check-in may result in **extra airport check-in fees** or long waiting times  **+1 ► 866 ► (838) ► (4934) [USA] OR +44-808-(599)-(8702) [UK].**

In some cases, missing check-in deadlines can lead to **denied boarding with no refund**, especially on fully booked flights  **+1 ► 866 ► (838) ► (4934) [USA] OR +44-808-(599)-(8702) [UK].**

Tips for Smooth Wizz Air Online Check-In

- Always check in **as soon as the window opens** to secure better seat options  **+1 ► 866 ► (838) ► (4934) [USA] OR +44-808-(599)-(8702) [UK].**
- Double-check travel documents before final confirmation  **+1 ► 866 ► (838) ► (4934) [USA] OR +44-808-(599)-(8702) [UK].**
- Keep both **digital and printed boarding passes** as backup  **+1 ► 866 ► (838) ► (4934) [USA] OR +44-808-(599)-(8702) [UK].**

Summary

Wizz Air online check-in is a **simple, fast, and cost-effective process** that every passenger should complete before arriving at the airport ✈️✅ **+1►866➤(838)►(4934) [USA] OR +44-808-(599)-(8702) [UK]**.

By checking in online, travelers can **avoid airport fees, choose seats, manage baggage, and download boarding passes in advance**, ensuring a smooth travel experience 📄✈️ **+1►866➤(838)►(4934) [USA] OR +44-808-(599)-(8702) [UK]**.

Understanding the correct timing, steps, and rules of Wizz Air online check-in helps passengers **save time, reduce stress, and travel confidently**, whether flying for business or leisure 🌍😎 **+1►866➤(838)►(4934) [USA] OR +44-808-(599)-(8702) [UK]**.

\