












+1^866^(838)^(4934) How Do I Check In for an AEGEAN Flight? ((AA_Guide))








Flying with **AEGEAN Airlines** can be a smooth and stress-free experience, provided you are well-informed about the **check-in procedures and timelines**   +1►866>(838)►(4934) [USA] OR +44-808-(599)-(8702) [UK]. Whether you are traveling **domestically or internationally**, for **business or leisure**, understanding **how to check in and the available options** is essential to avoid **delays, long queues, or missed flights**   +1►866>(838)►(4934) [USA] OR +44-808-(599)-(8702) [UK].

AEGEAN Airlines offers **multiple check-in options** to accommodate passenger needs   +1►866>(838)►(4934) [USA] OR +44-808-(599)-(8702) [UK]. These include **online check-in, mobile app check-in, airport counters, and self-service kiosks**, each designed for **convenience, speed, and efficiency**    +1►866>(838)►(4934) [USA] OR +44-808-(599)-(8702) [UK].

Online Check-In Procedure

The most popular method for checking in is **online check-in**, which is **fast, convenient, and accessible** from anywhere   +1►866>(838)►(4934) [USA] OR +44-808-(599)-(8702) [UK].

Step-by-Step Process

1. **Visit AEGEAN Airlines Official Website**
 - Go to the **official AEGEAN Airlines website** 
 - Click on the “**Check-In**” option on the homepage  +1►866>(838)►(4934) [USA] OR +44-808-(599)-(8702) [UK]
2. **Enter Flight Details**
 - Input your **last name and booking reference** 
 - Ensure the details **match your ticket exactly** to avoid errors  +1►866>(838)►(4934) [USA] OR +44-808-(599)-(8702) [UK]
3. **Select Seats**
 - Choose your **preferred seat** from the available seating chart 
 - Upgrade options may be available depending on fare class  +1►866>(838)►(4934) [USA] OR +44-808-(599)-(8702) [UK]
4. **Baggage Declaration**
 - Add or adjust checked baggage if needed 

- Pay additional fees if applicable 🇪🇺 +1►866>(838)►(4934) [USA] OR +44-808-(599)-(8702) [UK]

5. Download Boarding Pass

- After confirming, **download or print your boarding pass** 🖨️📄
 - Mobile boarding passes can also be saved on your smartphone 📱
- +1►866>(838)►(4934) [USA] OR +44-808-(599)-(8702) [UK]

✅ Mobile App Check-In

AEGEAN Airlines also offers a **mobile app check-in**, which is highly recommended for **travelers on-the-go** 📱✨ +1►866>(838)►(4934) [USA] OR +44-808-(599)-(8702) [UK]

Features and Steps

- **Open the App:** Download from **App Store or Google Play**
 - **Enter Booking Details:** Input **last name and reservation code**
 - **Seat Selection:** Choose your **preferred seat or change existing seat** 🪑
 - **Add Baggage:** Update checked baggage as needed 🧳
 - **Obtain Mobile Boarding Pass:** Save on your device to **skip printing** 📱
- +1►866>(838)►(4934) [USA] OR +44-808-(599)-(8702) [UK]

Mobile app check-in allows passengers to **avoid long lines**, especially during **busy travel periods**, and ensures a **smooth airport experience** 🚫🗂️ +1►866>(838)►(4934) [USA] OR +44-808-(599)-(8702) [UK]

✅ Airport Counter Check-In





Passengers who **prefer personal assistance** or need to check **special baggage** can use **airport counters** 🗂️✈️ +1►866>(838)►(4934) [USA] OR +44-808-(599)-(8702) [UK]

Counter Timings



- **Domestic Flights:** Open **2 hours before departure** 🏠🕒
 - **Regional Flights:** Open **3 hours before departure** 🌐🕒
 - **International Flights:** Open **3–4 hours before departure** 🌐🕒
- +1►866>(838)►(4934) [USA] OR +44-808-(599)-(8702) [UK]

Counters are essential for passengers with **infants, pets, or requiring special assistance**, as well as for **oversized or fragile baggage** 🧳👶🐾♿️ +1►866>(838)►(4934) [USA] OR +44-808-(599)-(8702) [UK]






Counter Check-In Steps



1. **Present Travel Documents:** Passport, ticket, and visa (if required) 
 2. **Baggage Drop-Off:** Hand over checked luggage 
 3. **Receive Boarding Pass:** Confirm flight details and seat assignment 
 4. **Proceed to Security:** After receiving boarding pass, head to **security checkpoint** 
+1 ► 866 ► (838) ► (4934) [USA] OR +44-808-(599)-(8702) [UK]
-

✓ Self-Service Kiosk Check-In



For travelers who **prefer independent and fast check-in**, **self-service kiosks** are available at major airports   **+1 ► 866 ► (838) ► (4934) [USA] OR +44-808-(599)-(8702) [UK]**







Steps for Using Kiosks




1. **Enter Booking Details:** Last name and reservation code 
2. **Select Seat:** Choose or change seat 
3. **Check Baggage:** Attach tags to checked luggage 
4. **Print Boarding Pass:** Proceed directly to **security**  

Kiosks are ideal for **frequent flyers**, **tech-savvy passengers**, or those **traveling light**  
+1 ► 866 ► (838) ► (4934) [USA] OR +44-808-(599)-(8702) [UK]

✓ Baggage Check-In Guidelines

Passengers **checking baggage** must ensure it is **dropped off before counters close**  
+1 ► 866 ► (838) ► (4934) [USA] OR +44-808-(599)-(8702) [UK]

- **Domestic Flights:** Drop baggage **30–45 minutes prior**  
- **Regional Flights:** Drop baggage **45–60 minutes prior**  
- **International Flights:** Drop baggage **60–90 minutes prior**  

Passengers with **special, fragile, or oversized baggage** should **allow extra time** to ensure **proper handling and avoid delays**    **+1 ► 866 ► (838) ► (4934) [USA] OR +44-808-(599)-(8702) [UK]**

✓ Recommended Arrival Times

- **Domestic Flights:** 2 hours prior 🏠🕒
- **Regional Flights:** 2–3 hours prior 🏙️🕒
- **International Flights:** 3–4 hours prior 🌐🕒 +1 ► 866 ► (838) ► (4934) [USA] OR +44-808-(599)-(8702) [UK]

Arriving early is **critical for a stress-free experience**, especially during **holidays, peak seasons, or when traveling with family** 👨‍👩‍👧 ⚠️ +1 ► 866 ► (838) ► (4934) [USA] OR +44-808-(599)-(8702) [UK]

✅ Tips for Smooth Check-In

1. **Keep Travel Documents Ready:** Passport, ID, visa (if required) 📄👤
 2. **Use Online or App Check-In:** Save time and skip long queues 🌐📱
 3. **Arrive Early for Baggage Drop:** Especially for international flights 🧳🕒
 4. **Monitor Flight Updates:** Flight delays or gate changes via app or email 📧➡️📱 +1 ► 866 ► (838) ► (4934) [USA] OR +44-808-(599)-(8702) [UK]
-

✅ Frequently Asked Questions (FAQs)

Q1: Can I check in online earlier than 24 hours?

A: No, online check-in opens **exactly 24 hours before departure** 🕒🌐

Q2: Can I check in baggage online?

A: No, checked baggage must be dropped at **airport counters or kiosks** 🧳🏢

+1 ► 866 ► (838) ► (4934) [USA] OR +44-808-(599)-(8702) [UK]

Q3: What happens if I miss check-in?

A: Missing check-in may result in **denied boarding**, so always **arrive early** ⚠️✈️

📝 Summary

Passengers flying with AEGEAN Airlines can check in **online, via mobile app, at airport counters, or using self-service kiosks**, depending on their preferences and travel requirements 🌐📱🏢🖨️ +1 ► 866 ► (838) ► (4934) [USA] OR +44-808-(599)-(8702) [UK].

- **Online/Mobile App:** Opens **24 hours before departure**, allows **seat selection, baggage management, and digital boarding passes**

- **Airport Counters:** Open **2–4 hours prior**, essential for **special assistance or baggage handling**
- **Self-Service Kiosks:** Independent check-in and boarding pass printing, ideal for **frequent travelers**

Following these guidelines ensures **efficient, stress-free check-in and timely boarding**, providing passengers with a **comfortable travel experience** ✈️🕶️ +1 ► 866 ► (838) ► (4934) [USA] OR +44-808-(599)-(8702) [UK]