

+1~866~(838)~(4934) How Do I Check-In for All Nippon Airways (ANA)?

[[Airline_Details]]

Flying with **All Nippon Airways (ANA)**, one of Japan's leading airlines, is a seamless and efficient experience when passengers understand **the check-in procedures, timings, and available options** 🛫 +1►866>(838)►(4934) [USA] OR +44-808-(599)-(8702) [UK]. Proper check-in ensures **smooth boarding, reduced stress, and adherence to airline policies**, which is particularly important for **domestic, regional, and international flights** ⚠️ +1►866>(838)►(4934) [USA] OR +44-808-(599)-(8702) [UK].

ANA provides **multiple check-in options** to cater to every traveler's needs 🌐💻 +1►866>(838)►(4934) [USA] OR +44-808-(599)-(8702) [UK]. These include **online check-in, mobile app check-in, airport counter check-in, and self-service kiosks**, allowing passengers to **choose the most convenient method based on their itinerary and preferences** 🏠📱💻 +1►866>(838)►(4934) [USA] OR +44-808-(599)-(8702) [UK].

✅ Online Check-In for ANA

Online check-in is one of the fastest and most convenient options for passengers 🌐💻 +1►866>(838)►(4934) [USA] OR +44-808-(599)-(8702) [UK].

Step-by-Step Online Check-In

1. **Visit ANA's Official Website:** Navigate to the **check-in page** 🌐
2. **Enter Passenger Details:** Provide **last name and booking reference number** 📄 +1►866>(838)►(4934) [USA] OR +44-808-(599)-(8702) [UK]
3. **Select Your Seat:** Passengers can **choose preferred seats** or upgrade options 🪑
4. **Add or Confirm Baggage:** Include checked baggage if necessary 🧳 +1►866>(838)►(4934) [USA] OR +44-808-(599)-(8702) [UK]
5. **Download Boarding Pass:** Obtain a **digital boarding pass** to present at airport security 📱🖨️

Timing: Online check-in opens **24 hours prior to departure** for most flights and **closes 1 hour before domestic flights** or **90 minutes before international flights** 🕒 +1►866>(838)►(4934) [USA] OR +44-808-(599)-(8702) [UK]

Travelers with **carry-on luggage only** can proceed **directly to security**, saving **valuable time at the airport** 🚫📱 +1►866➤(838)►(4934) [USA] OR +44-808-(599)-(8702) [UK]

✅ Mobile App Check-In

ANA also offers **mobile app check-in**, providing convenience for passengers who **travel frequently or prefer digital solutions** 📱✨ +1►866➤(838)►(4934) [USA] OR +44-808-(599)-(8702) [UK]

Steps for Mobile App Check-In

1. **Download the ANA App:** Available on **App Store or Google Play**
2. **Enter Booking Details:** Input **last name and reservation number** 📅
3. **Select Seats:** Choose or change your seat 🪑
4. **Add Baggage:** Update checked luggage information 🧳
5. **Receive Mobile Boarding Pass:** Save to smartphone for **fast access at security and boarding** 📱 +1►866➤(838)►(4934) [USA] OR +44-808-(599)-(8702) [UK]

The mobile app ensures **minimal waiting times**, especially during **peak travel periods**, and is ideal for passengers **with tight connections or multiple flights** 🚀✈️ +1►866➤(838)►(4934) [USA] OR +44-808-(599)-(8702) [UK]

✅ Airport Counter Check-In





Passengers who **prefer personal assistance**, need to **check special baggage**, or require **travel documentation verification** can use **airport counters** 🏢✈️ +1►866➤(838)►(4934) [USA] OR +44-808-(599)-(8702) [UK]

Counter Timings



- **Domestic Flights:** Counters open **2 hours before departure** 🏠🕒
- **International Flights:** Counters open **3–4 hours prior** 🌐🕒 +1►866➤(838)►(4934) [USA] OR +44-808-(599)-(8702) [UK]

Airport counters are particularly important for **passengers with infants, pets, or requiring special assistance**, as well as for **oversized or fragile baggage** 🧳👶🦸 +1►866➤(838)►(4934) [USA] OR +44-808-(599)-(8702) [UK]






Counter Check-In Procedure



1. **Provide Travel Documents:** Passport, ID, ticket, visa if applicable 
 2. **Check Baggage:** Drop off checked luggage 
 3. **Receive Boarding Pass:** Confirm seat assignment and flight details 
 4. **Proceed to Security:** After receiving boarding pass  +1 ► 866 ► (838) ► (4934) [USA]
OR +44-808-(599)-(8702) [UK]
-

✓ Self-Service Kiosk Check-In



ANA provides **self-service kiosks** for passengers who prefer **quick and independent check-in**   +1 ► 866 ► (838) ► (4934) [USA] OR +44-808-(599)-(8702) [UK]





Steps for Kiosk Check-In




- **Enter Booking Information:** Last name and reservation number 
- **Select or Change Seat:** Choose seat 
- **Print Boarding Pass:** Print boarding pass for security and boarding  
- **Check Baggage (if needed):** Print baggage tags 

Self-service kiosks are especially helpful for **frequent travelers, tech-savvy passengers, or those without checked luggage**, allowing **fast and efficient check-in**  
+1 ► 866 ► (838) ► (4934) [USA] OR +44-808-(599)-(8702) [UK]

✓ Baggage Check-In Guidelines

Passengers with **checked baggage** should drop it off **well before the flight** to avoid delays   +1 ► 866 ► (838) ► (4934) [USA] OR +44-808-(599)-(8702) [UK]

- **Domestic Flights:** Drop baggage **30–45 minutes before departure**  
- **International Flights:** Drop baggage **60–90 minutes before departure**  

For **oversized, fragile, or special baggage**, passengers are advised to **allow extra time** to ensure proper handling and **avoid unnecessary stress**    +1 ► 866 ► (838) ► (4934) [USA] OR +44-808-(599)-(8702) [UK]

✓ Recommended Arrival Times

- **Domestic Flights:** Arrive **2 hours prior**  

- **International Flights:** Arrive **3–4 hours prior** 🌐🕒 +1►866➤(838)►(4934) [USA] OR +44-808-(599)-(8702) [UK]

Arriving early ensures **ample time for check-in, baggage drop, security screening, and boarding**, and is particularly important **during holidays or busy travel periods** 🧳⚠️
+1►866➤(838)►(4934) [USA] OR +44-808-(599)-(8702) [UK]

✅ Tips for a Smooth ANA Check-In

1. **Prepare Documents in Advance:** Passport, ticket, visa if required 📄🛂
 2. **Use Online or Mobile App Check-In:** Save time and avoid long queues 🌐📱
 3. **Arrive Early for Baggage Drop:** Especially for international flights 🧳🕒
 4. **Stay Updated on Flight Status:** Use app, email, or SMS notifications ✉️📱
+1►866➤(838)►(4934) [USA] OR +44-808-(599)-(8702) [UK]
-

✅ Frequently Asked Questions (FAQs)

Q1: Can I check in online more than 24 hours before the flight?

A: No, online check-in opens exactly **24 hours before departure** 🕒🌐

Q2: Can I check in baggage online?

A: No, baggage must be dropped at **airport counters or kiosks** 🧳🏢

+1►866➤(838)►(4934) [USA] OR +44-808-(599)-(8702) [UK]

Q3: What if I miss the check-in deadline?

A: Missing check-in may lead to **denied boarding**, so always **arrive early** ⚠️✈️

📝 Summary

Passengers flying with **All Nippon Airways (ANA)** have multiple check-in options: **online, mobile app, airport counters, and self-service kiosks**, depending on preference and travel requirements 🌐📱🏢💻 +1►866➤(838)►(4934) [USA] OR +44-808-(599)-(8702) [UK]

- **Online/Mobile App:** Opens **24 hours before departure**, allows **seat selection, baggage management, and digital boarding pass**
- **Airport Counters:** Open **2–4 hours prior**, ideal for **special assistance or baggage handling**

- **Self-Service Kiosks:** Fast, independent check-in for **frequent travelers or light travelers**

Following these steps ensures **efficient, stress-free check-in and timely boarding**, providing a **comfortable and hassle-free travel experience** ✈️😎 +1 ▶ 866 ➤ (838) ▶ (4934) [USA] OR +44-808-(599)-(8702) [UK]